

P. V. P. Mahavidyalaya K. Mahankal

Dist.- Sangli (M.S.) India.

Analysis Report of

Students Satisfaction Survey

Academic Year: 2020-21

Student Satisfaction Survey Report

Introduction and Objectives:

Shikshan Prasarak Sanstha's, **P. V. P. Mahavidyalaya, Kavathe Mahankal** was established in the year 1978. The college aims at the overall development of the students to become entrepreneurs and professionals in the respective disciplines. IQAC of the college conducted a Student Satisfaction Survey regarding Teaching – Learning and Evaluation for the academic year 2020-21. It will help to upgrade the quality in higher education. Receiving positive or negative feedback from these students is important as both are crucial in helping monitor and evaluate the provision. Listening to what student say is a contributing factor to running a successful college or institution. This survey was developed to capture students' evaluation about teacher, facilities and curriculum related issues.

Methodology

In every academic year, we ask our students to fill a Students Satisfaction Survey form (SSS) which is made available on the college website. Filling of SSS is voluntary/ optional. For the academic year 2020-21, the data was collected during the period 15th September 2021 to 28th October 2021. The link to the SSS form was also made available to students at their email addresses. Three hundred twenty eight students responded to the survey, providing a response rate of 64%. The analyses presented in this report are based on the responses of the 328 respondents to the survey.

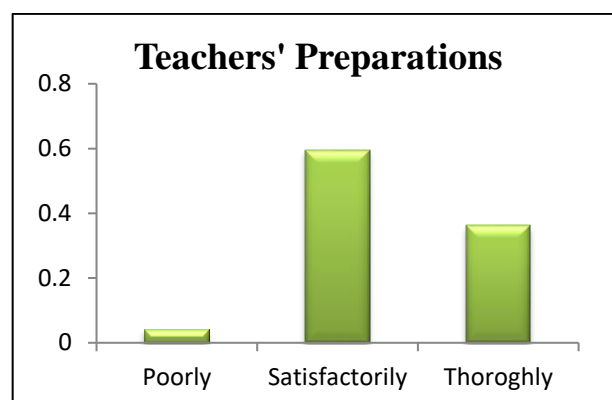
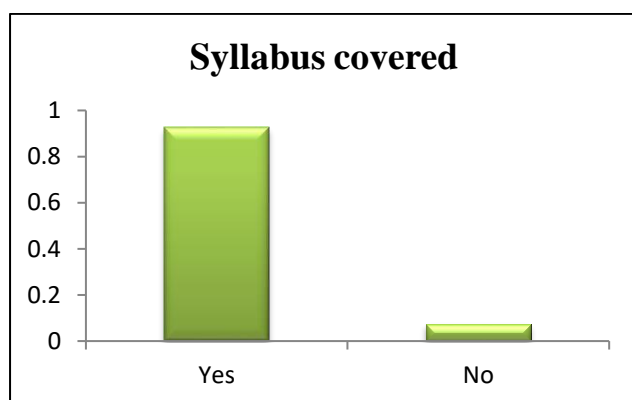
Respondent Profile

The respondent sample is broadly representative of the student population with respect to gender, program level, and course. Most respondents are pursuing programs at the bachelor's degree level.

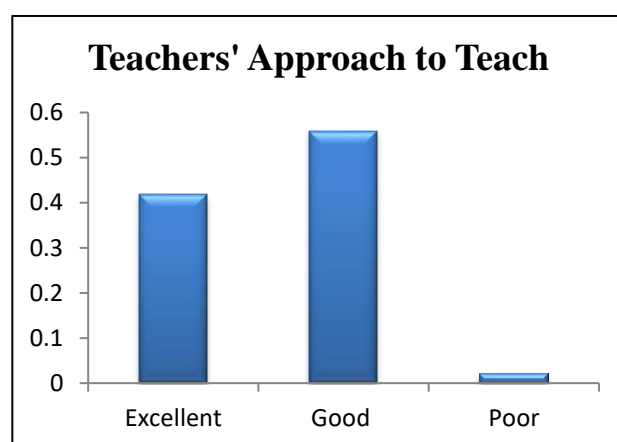
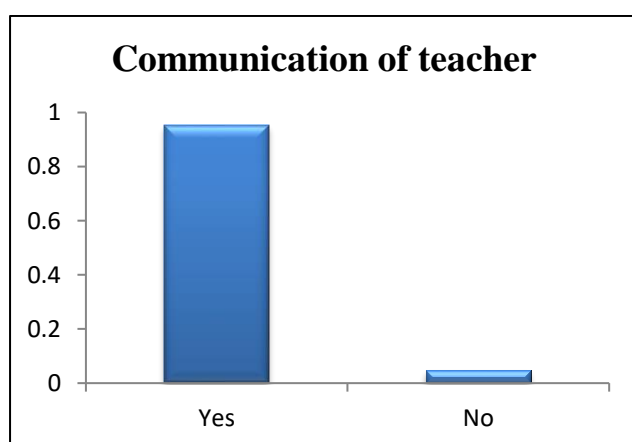
Overall Evaluation

Feedback was collected and analyzed by Feedback Analysis Committee of the college. Opinion of the students is obtained about each parameter in terms of percentage.

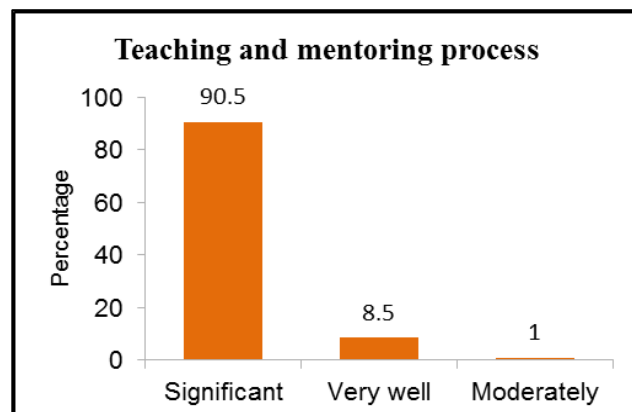
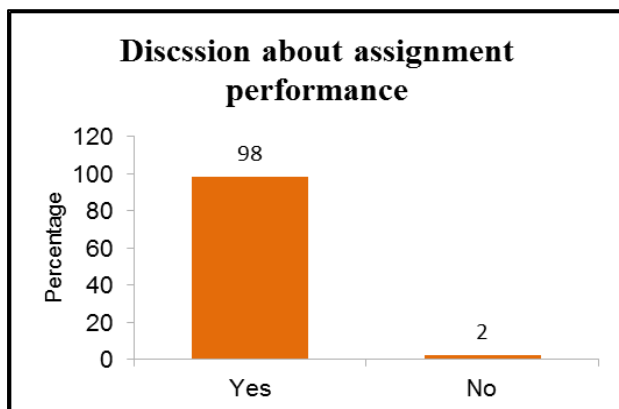
About 93% students indicated that syllabus covered in the class is more than 90%. About 95% of all students reported that they are being satisfied about the teacher's preparation for the class.



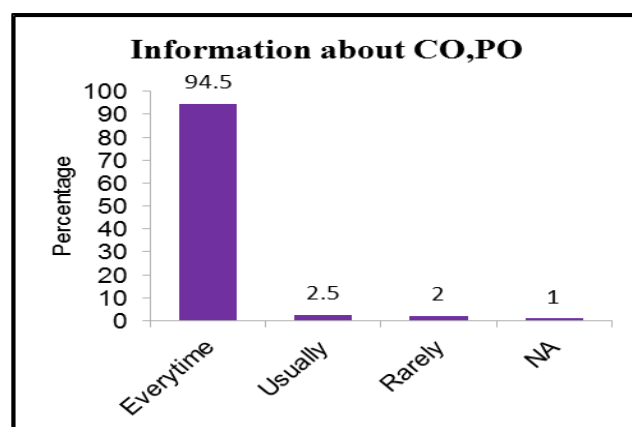
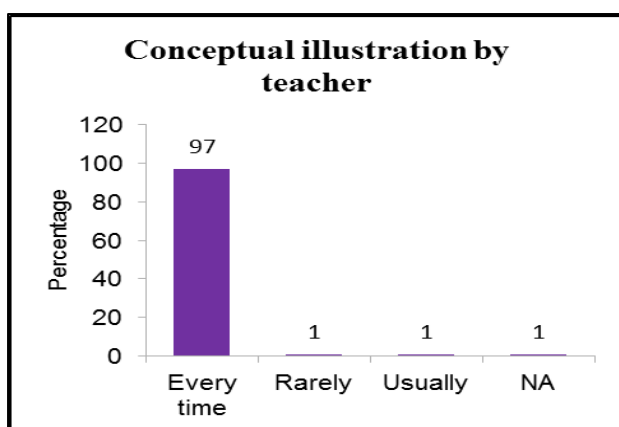
About 95% of the students indicated that all teachers' communication is always effective while about 99% of students who described teachers approach about teaching is satisfactory.



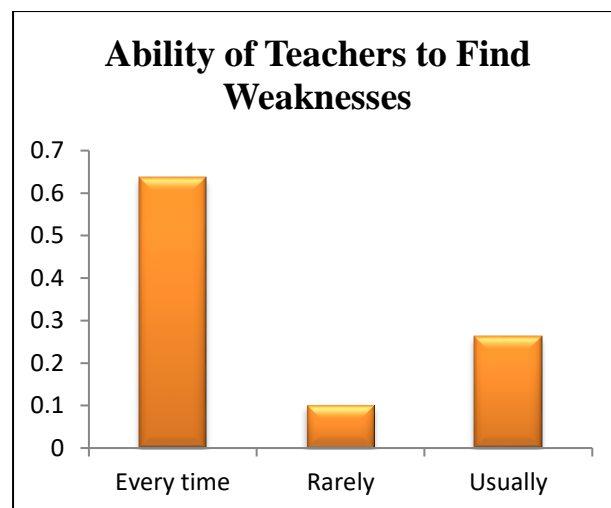
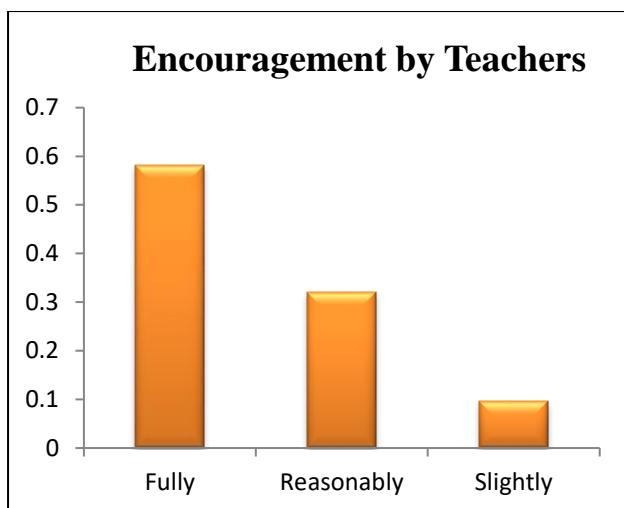
Most of the students agree with the mentor who takes necessary follow-up with an assigned task given to them. More than 90% of students agree with the teaching and mentoring process in institution significantly facilitates them in cognitive, social and emotional growth.



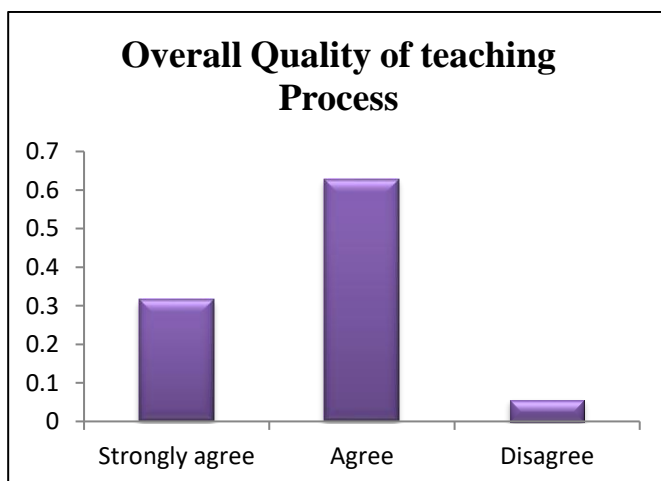
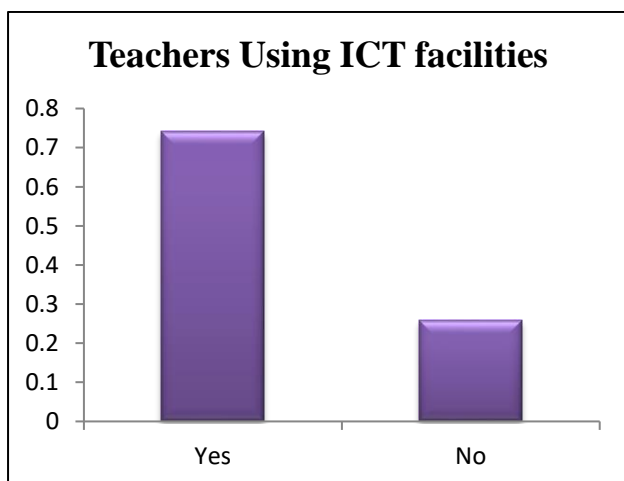
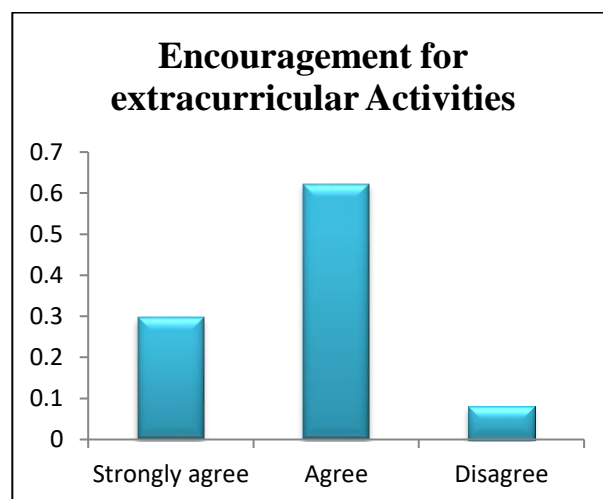
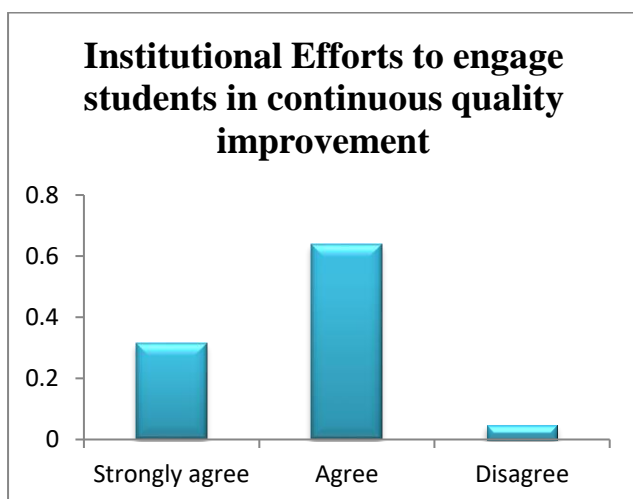
About 97 % of students are satisfied with the conceptual illustration given by teacher by using example and applications. About 94 % students are saying that teachers always inform them about their expected competencies, course outcomes and program outcomes.



Based on their interactions with students, teachers identify the strength and weaknesses of the students and accordingly encourage them to participate in the various activities organized by Department /College /Sanstha /University. This helps in the overall development of the students. About 60 % students say that they are fully encouraged by the teachers. Also, 65% of students are saying that every time teachers identify their weaknesses and help them to overcome those weaknesses.



About 95% of the students agree with the institutional efforts to engage students in the monitoring, reviewing and continuous quality improvement of the teaching learning process while about 92% of the students agree that teachers encourage students to participate in extracurricular activities.



Almost all the students are strongly agree with the institution, teachers use student centric methods such as experimental learning, participative learning and problem solving methodologies for enhancing learning experiences to a great extent. 75% students agree with the fact that more than 90% of teachers using ICT tools such as LCD projector, multimedia, etc. while teaching. Most of the students agree with the overall quality of teaching learning’

Following are some suggestions given by students:

1. More ICT facilities are made available not only to teachers but also for students.
2. Infrastructure development is necessary.
3. More extra cultural activities made available to students